



Rev 2.3  
22.11.2013

## Low cost Spectrum Analyzer SPECTRAN® HF-2025E

RF measurement device for the novice at an unbeatable price



HF-4040 Rev.3



HF-4040 Rev.3

"Unbeatable price.."

"Particularly Aaronia's very powerful (especially considering their price) SPECTRAN handheld spectrum analysers caused much excitement."  
(Markt&Technik 20/2005)

### References / examples of proof:

- ◆ West Virginia University, USA
- ◆ University Strasbourg, France
- ◆ Athen University, Greece
- ◆ Universität München, Germany
- ◆ Wilkinson Sword, Solingen, Germany
- ◆ WDR, Köln, Germany



Made in Germany



# Specifications

## SPECTRAN® HF-2025E Rev.3

- ◆ Frequency range: 700MHz to 2,5GHz\*
- ◆ Typ. level range: -80dBm to 0dBm\*
- ◆ Lowest possible SampleTime: 100mS
- ◆ Typ. accuracy: +/- 4dB\*
- ◆ Filter bandwidth (RBW) Min: 1MHz
- ◆ Filter bandwidth (RBW) Max: 50MHz
- ◆ High performance DSP (Digital Signal Processor)
- ◆ USB 2.0 interface
- ◆ 50 Ohm SMA RF input (F)
- ◆ Direct RF spectrum display
- ◆ Frequency and signal strength display
- ◆ High resolution multifunction display
- ◆ Exposure limit calculation according to DIN/VDE 0848
- ◆ AM demodulation
- ◆ DECT & TimeSlot Analyser
- ◆ REALTIME PEAK power detector (option)
- ◆ Advanced HOLD function
- ◆ Switchable PULS mode
- ◆ Main display in dBm, V/m, A/m or dB $\mu$ V (switchable)
- ◆ ADDITIONAL display in W/m<sup>2</sup> with AUTORANGE (pW,  $\mu$ W etc.)
- ◆ Incl. battery pack and charger
- ◆ Incl. HyperLOG 7025 EMC antenna
- ◆ Incl. elegant aluminum carrycase
- ◆ Dimensions (L/W/D): (260x86x23) mm
- ◆ Weight: 420gr
- ◆ **Warranty: 10 years**



## Application examples Spectran® HF-2025E Spectrum Analyzer

### Analysis and measurement of:

- ◆ GSM900
- ◆ DECT
- ◆ GSM1800
- ◆ UMTS
- ◆ WLAN
- ◆ Microwave oven
- ◆ WiFi

# Description



## Conforming to standards and exact

RF Measurement in this price range has never been this professional. Find radiation sources in your surroundings. Find their respective frequencies and signal strengths, including **direct display of exposure limits**. This used to be impossible in this price category, professional units often costing several thousand euros and being excessively complicated in handling.

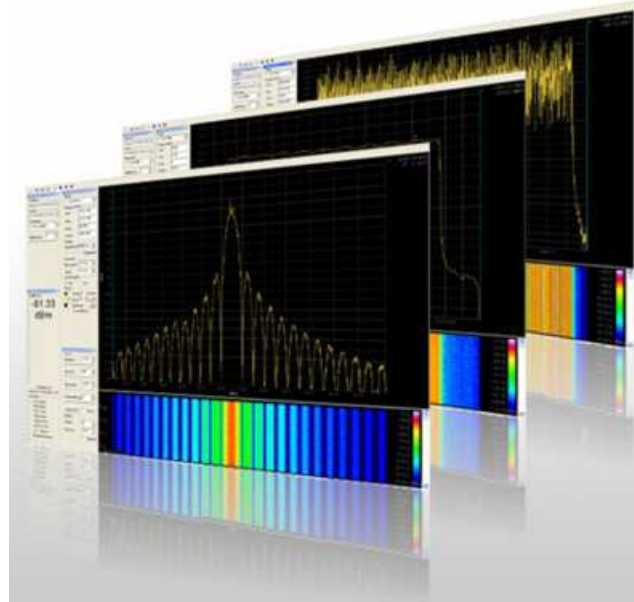
The highly complex calculations in spectrum analysis incl. exposure limit calculation is being performed, unnoticed in the background, by a high-performance DSP (digital signal processor). This ultra-fast processor even allows REAL-TIME display in all EMF (LF) versions of the SPECTRAN® series.

**Fast, handy, cost-effective, beautiful exterior and PRECISION - what more could you ask ?**

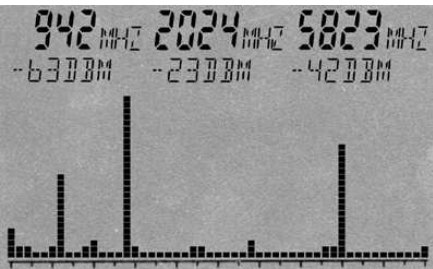
## Professional PC analysis software (free download)

The professional PC analysis software demonstrates SPECTRAN's vast capabilities. This software can be used in addition to SPECTRAN and offers an incredible amount of features. All this for FREE. Just download it from our homepage, and your PC turns into a real spectrum analyser with a huge display:

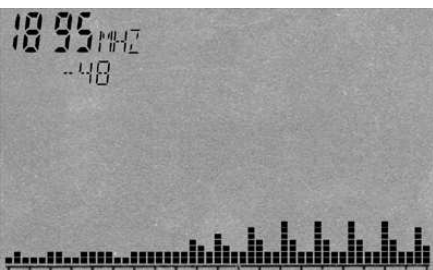
- ◆ **MULTI-device capability!** Remote control of several SPECTRAN units. These can be controlled and their data displayed at once on a single PC.
- ◆ **HIGH-RESOLUTION!**, freely scalable, coloured spectrum display with falloff function..
- ◆ **Display of channel identifiers!** for EXACT identification of providers. Channel numbers etc. freely programmable and extensible!
- ◆ Up to 10! markers with frequency and level display.
- ◆ Intuitive zoom control with very comfortable frequency adjustment.
- ◆ High quality "waterfall"-display with TIMECODE. Colour scale freely configurable. Size freely scalable. Optional display of data DIRECTLY ON TOP OF THE GRAPH by pointing with your mouse and CTRL-clicking!
- ◆ **High-resolution SLOT ANALYSER with 3D display!**
- ◆ **SUPER-LOGGER:** ALL data can be written to disk continuously. File format is readable by spreadsheet applications, for creating custom reports, etc.
- ◆ Freely positionable windows for comfortable entry of frequency, RBW, sweep time etc. etc.
- ◆ **Various pre-defined profiles** for DECT, UMTS, GSM, WLAN etc. etc. for instant recall. Incl. optimal parameters and extensive channel information! Freely programmable and extensible!
- ◆ Independent main display with SIMULTANEOUS display of dBm, dBµV, V/m, W/m<sup>2</sup> and A/m, each with AUTORANGE. Freely transposable and scalable.
- ◆ **SUPERB exposure limit display** with various profiles (ICNIRP, Salzburg precautionary values, ECOLOG, etc. etc.). Freely programmable with a virtually infinite amount of display options.
- ◆ Functionality to update SPECTRAN measurement device firmwares.
- ◆ Freely programmable key assignments and labels for SPECTRAN measurement devices.
- ◆ Filemanager and COMPILER for creation and management of YOUR OWN PROGRAMS for SPECTRAN measurement devices.
- ◆ "Rename" option for renaming any of your SPECTRAN units (for example, including location) for better identification
- ◆ etc. etc. etc.



AMAZING: The PROFESSIONAL PC software for SPECTRAN. Get to know SPECTRAN's real capabilities!



RF spectrum display and automatic triple multi-marker display on the digital screen of SPECTRAN® (Screenshot)



Well visible: "Frequency hopping" of a DECT portable phone between 1890 and 1900 MHz (Screenshot)

## EXPOSURE LIMITS

### At the push of a button:

Exposure limit calculation used to be a complex and awkward procedure even for the professional, as most of the time, a chaotic mixture of an abundance of different frequencies, modulations and signal strengths is present.

The indispensable, highly complex calculation of frequency-dependant exposure limits can ONLY be performed CONFORMING TO STANDARDS by a spectrum analyser with high-performance software. Not a problem for SPECTRAN® units: They can calculate even several authoritative exposure limits, precautionary limits and recommendations (simply selectable via a button) and display these as a practical bargraph display (including convergence display in percent!), while the measurement is running.

The attached SPECTRAN® screenshot demonstrates how it works: At the push of a button, the ICNIRP exposure limit has been chosen among the various available exposure limits. SPECTRAN® now automatically calculates convergence or excess of this limit. For achieving this, often thousands of complex calculations have to be performed per second, and a steady scan of the entire frequency range needs to be performed. A true nightmare for every processor. In our test case, the graphic display shows an approximation towards the ICNIRP limit by 6,06%. If you use a NF-5030 you can even cover the total ICNIRP-bandwidth (depending on frequency). Hence, even the novice can perform exposure limit calculations ACCORDING TO STANDARDS without having to use complex tables and calculators.



The included Transportcase

## Spectrum ANALYSIS

### The perfect analysis:

Professional RF measurement devices use a **frequency dependant measurement approach**, the so-called **spectrum analysis**. In a certain frequency range, the individuals signals and their respective strengths are being broken down, for example into a "bargraph" display (see SPECTRAN® screenshots on the left). The height of the individual bars represents the corresponding signal strength. For the 3 strongest signal sources, SPECTRAN® automatically displays the exact frequency and signal level, thanks to its "Auto Marker" feature. Of course, you can also setup the filter width and the frequency range to be analysed as you like.

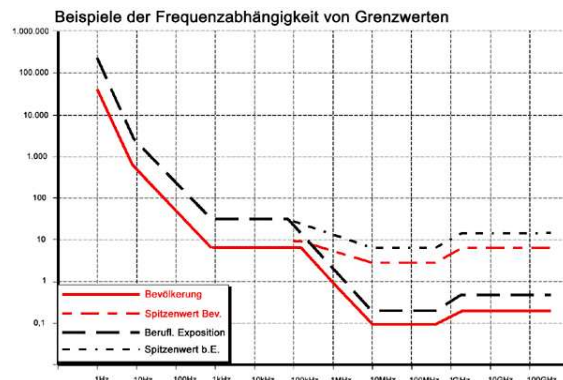
In the RF spectrum shown, a frequency range of approx. 100MHz to 7GHz from left to right is being analysed (full sweep). During analysis, the Auto Marker feature has determined - fully automatic - three main signal sources:

Signal#1=942MHz (GSM communications) at -63dBm

Signal#2=2024MHz (UMTS) at -23dBm

Signal#3=5832MHz (802.11a WLAN) at -42dBm

Thanks to its DIRECT frequency display of the individual signal sources, a doubtless mapping of measurement results to the corresponding radiation sources is possible.



Graphic display of frequency-dependant exposure limits.



SPECTRAN® displays exposure limits both as percentage as well as a bargraph display.

## INCLUDED WITH DELIVERY

- ◆ RF spectrum analyzer SPECTRAN HF-2025E
- ◆ HyperLOG 7025 EMC/directional antenna
- ◆ 1300mAh power battery with charger
- ◆ Pistol grip with miniature tripod mode
- ◆ SMA toolset
- ◆ SMA adapter
- ◆ 1m SMA cable
- ◆ Sturdy aluminum-design carrycase (with custom padding!)
- ◆ Exhaustive manual with lots of basic information, hints and exposure limit tables

# SPECTRAN® HF (RF) Spectrum Analyser

APPLICATION EXAMPLES: Measurement of (active) radar, mobile communications, mobile phones, UMTS, DECT phones, transmission towers, WLAN, Wifi, Bluetooth, microwaves etc.

	Entrance	Intermediate	Professional			Outdoor
Specifications base unit <sup>(1)</sup>	HF-2025E	HF-4040	HF-6060V4	HF-6080V4	HF-60100V4	HF-XFR
Frequency Range (min)	700MHz	100MHz	10MHz	10MHz	1MHz	1MHz
Frequency Range (max)	2,5GHz	4GHz	6GHz	8GHz	9,4GHz	9,4GHz
Optional PEAK Power-Detector (Maximum usable frequency) <sup>(3)</sup>	2,5GHz	4GHz	6GHz	8GHz	10GHz	10GHz
DANL (Displayed Average Noise Level) <sup>(2)</sup>	-80dBm	-90dBm	-135dBm(1Hz)	-145dBm(1Hz)	-155dBm(1Hz)	-155dBm(1Hz)
DANL (Displayed Average Noise Level) with Preamp (Option 020) <sup>(2)</sup>	-	-	-150dBm(1Hz)	-160dBm(1Hz)	-170dBm(1Hz)	-170dBm(1Hz)
Max Power at RF input	0dBm	0dBm	+10dBm	+10dBm	+40dBm <sup>(2)</sup>	+40dBm <sup>(2)</sup>
RBW (resolution bandwidth) (min)	1MHz	100kHz	10kHz	3kHz	200Hz <sup>(2)</sup>	200Hz <sup>(2)</sup>
RBW (resolution bandwidth) (max)	50MHz	50MHz	50MHz	50MHz	50MHz	50MHz
EMC-Filter 200Hz, 9kHz, 120kHz, 200kHz, 1,5MHz, 5MHz	-	-	-	-	✓	✓
Demodulator	AM	AM/FM	AM/FM	AM/FM/PM	AM/FM/FM/GSM	AM/FM/FM/GSM
Detector	RMS	RMS	RMS/MinMax	RMS/MinMax	RMS/MinMax	RMS/MinMax
Units dBm, dBµV, V/m, A/m, W/m <sup>2</sup> (dBµV/m etc. via PC software)	✓	✓	✓	✓	✓	✓
Internal Datalogger (size). Expandable to 1MB (option 001)	-	64K	64K	64K	64K	harddisk
Lowest SampleTime	100mS	100mS	10mS	10mS	5mS	5mS
Accuracy (typical)	+/-4dB	+/-3dB	+/-2dB	+/-2dB	+/-1dB	+/-1dB
<b>Highlights</b>						
Real-time remote control via USB	✓	✓	✓	✓	✓	internal
Calibration setup (antenna, cable, attenuator etc.)	✓	✓	✓	✓	✓	✓
Exposure limit calculation according to ICNIRP, EN55011, EN55022 etc.	ICNIRP only	ICNIRP only	ICNIRP only	ICNIRP only	✓	✓
Extended full ICNIRP range	-	-	-	-	✓	✓
Suitable for pre-compliance test	-	-	-	-	✓	✓
Realtime limit calculation with simultaneous percentage display	-	✓	✓	✓	✓	Analyzer sw
Time-Domain and fast Zero-Span sweep	-	-	✓	✓	✓	✓
Vector power measurement (I/Q) and True RMS	-	✓	✓	✓	✓	✓
Simultaneously displays frequency and signal strength	✓	✓	✓	✓	✓	Analyzer sw
Up to 3 marker (showing both frequency and field strength)	-	✓	✓	✓	✓	unlimited
Jog Dial controlled manual marker readout	-	✓	✓	✓	✓	key & touchpad
Write, AVG and Hold function	no AVG	no AVG	✓	✓	✓	& Min, Max
DECT and TimeSlot Analyzer	✓	✓	✓	✓	✓	✓
Audio Level Indicator (changes audio frequency vs power level)	-	-	✓	✓	✓	-
Free of charge firmware update (via Internet)	✓	✓	✓	✓	✓	✓
Supports programming of custom P-Code & C++ based custom software	-	✓	✓	✓	✓	✓
14Bit Dual-ADC & DDC Hardware-Filter	-	-	✓	✓	✓	✓
150MIPS high performance DSP (Digital Signal Processor)	-	-	✓	✓	✓	✓
Large high resolution multifunctional LCD (95mm)	✓	✓	✓	✓	✓	14" TFT
Spectrum display (51x25 pixel)	✓	✓	✓	✓	✓	Analyzer sw
High resolution 50 segment bargraph (trend display)	✓	✓	✓	✓	✓	Analyzer sw
Enhanced, much sharper Aaronia LCD display (3d generation)	-	-	✓	✓	✓	14" TFT
Integrated battery charger (supports our optional LiPo battery)	✓	✓	✓	✓	✓	XFR charger
Internal speaker	Piezo	✓	✓	✓	✓	✓

Please continue on next page



HF-2025E



HF-4040



HF-6060 V4



HF-6080 V4



HF-60100 V4



HF-XFR

# SPECTRAN® HF (RF) Spectrum Analyser

APPLICATION EXAMPLES: Measurement of (active) radar, mobile communications, mobile phones, UMTS, DECT phones, transmission towers, WLAN, Wifi, Bluetooth, microwaves etc.

	Entrance	Intermediate	Professional			Outdoor
Connectors / Interface	HF-2025E	HF-4040	HF-6060V4	HF-6080V4	HF-60100V4	HF-XFR
USB 1.1/2.0	✓	✓	✓	✓	✓	2x
Audio output (2,5mm jack)	✓	✓	✓	✓	✓	3,5mm jack
Charger plug (max. 12V)	✓	✓	✓	✓	✓	✓
50Ohm SMA input (f)	✓	✓	✓	✓	✓	✓
Jog Dial (easy usage of menu operation and volume control)	-	✓	✓	✓	✓	key & touchpad
1/4" tripod connector	✓	✓	✓	✓	✓	in-Vehicle docking
<b>Included In Delivery</b>						
OmniLOG 90200 Antenna	-	-	-	-	-	✓
HyperLOG EMC directional LogPer antenna (model)	7025	7040	7060	6080	60100	60100 (black)
SPECTRAN 1300mAh rechargeable battery (integrated)	✓	✓	✓	✓	✓	6 cell battery
Battery charger and power supply incl. international adapter sit	✓	✓	✓	✓	✓	no adapter set
Aluminum carrying case with foam protection	✓	✓	✓	✓	✓	-
Detailed English manual (on CD)	✓	✓	✓	✓	✓	installed
Analyzer Software for MAC-OS, Linux and Windows (on CD)	✓	✓	✓	✓	✓	installed
SMA tool	✓	✓	✓	✓	✓	✓
SMA adapter	✓	✓	✓	✓	✓	-
<b>Available Options (extra charge)</b>						
<b>Option 001</b> (1MB memory expansion)	-	✓	✓	✓	✓	harddisk
<b>Option 002</b> (high accurate 0,5ppm TCXO timebase)	-	-	-	-	✓	installed
<b>Option 020</b> (15dB internal low noise preamplifier, switchable)	-	-	✓	✓	✓	installed
<b>Option 20x</b> (Real-time Broadband Peak Power Meter)	✓	✓	✓	✓	✓	✓
<b>Option UBBV1</b> (40dB external preamplifier 1MHz-1GHz)	-	-	✓	✓	✓	✓
<b>Option UBBV2</b> (40dB external preamplifier DC-8GHz)	-	-	✓	✓	✓	✓
<b>Optional Accessories</b>						
USB Cable (special EMC screened version)	✓	✓	✓	✓	✓	installed
3000mAh Lithium Polymer (LiPo) Power-Battery	✓	✓	✓	✓	✓	-
Car Power Adapter (operate or charge via cigarette lighter)	✓	✓	✓	✓	✓	-
Outdoor Rubber Protection (perfect for outdoor usage)	✓	✓	✓	✓	✓	-
Pistol Grip / Miniature Tripod	✓	✓	✓	✓	✓	-
Heavy Multifunctional Pistol Grip	✓	✓	✓	✓	✓	-
Aluminum Tripod (big version)	✓	✓	✓	✓	✓	-
DC-Blocker (protects the input against DC voltage)	✓	✓	✓	✓	✓	✓
20dB Attenuator (expands the measurement range by 20dB)	✓	✓	✓	✓	✓	✓
PBS1 Near Field Probe Set (passive)	-	-	-	-	✓	✓
PBS2 Near Field Probe Set (active, incl. UBBV2 preamplifier)	-	-	-	-	✓	✓
ADP1 Active Differential Probe (conductive measurement)	-	-	-	-	✓	✓
5m or 10m low loss SMA Cable	✓	✓	✓	✓	✓	✓
Calibration Resistor (needed for noise floor calibration, SMA)	-	-	✓	✓	✓	✓
Calibration Certificate	✓	✓	✓	✓	✓	✓
Heavy Plastic Carrying Case	✓	✓	✓	✓	✓	-

<sup>(1)</sup> The new V5 real-time spectrum analyser generation up to 80GHz is already in development. Please contact us for further details!  
Preliminary specifications dated 01.03.2013. The V4 and XFR series are available with latest Beta firmware. The Beta firmware is constantly in development. Some functionality may still be limited and not fully to specifications (Beta status). By regularly checking our homepage for updates, you can always keep your measurement device up-to-date. As soon as V1.0 of the firmware is released, all functionality and features will be fully available. Range, sensitivity and accuracy can change depending on frequency, setup, antenna and used parameters. Precision datas are based on Aaronias calibration-reference under specific test conditions. Unless otherwise stated, these specifications are according to the following reference conditions: Ambient temperature 22±3°C, relative air humidity 40% to 60%, continuous wave signal (CW), RMS detection.

<sup>(2)</sup> Standard: +20dBm. Only with optional 20dB attenuator +40dBm. Standard: 1kHz. Only with option 002 down to 200Hz.

<sup>(3)</sup> Depending on frequency the option 20x offers a sensitivity down to -50dBm and max. +10dBm, with optional 20dB attenuator +30dBm.



HF-2025E



HF-4040



HF-6060 V4



HF-6080 V4



HF-60100 V4



HF-XFR

# Recommended accessories for Aaronia Spectrum Analyzer

## Heavy Plastic Carrycase PRO

Shock resistant, heavy version with padding. Offers spaces for 2 SPECTRAN units with all accessories and a HyperLOG 70xx or 60xx antenna. A MUST for the professional user or outdoor usage!

Order/Art.-No.: 243



## Calibration Certificate

Available for all SPECTRAN® units. With detailed calibration sheet.

Order/Art.-No.: 784



## 3000mAh LiPo Power-Battery

Offers a MUCH higher runtime of your SPECTRAN (up to 400%). Strongly recommended for autonomic measurement! The 1300mAh standard-battery will be replaced.

Order/Art.-No.: 254



## DC-Blocker (SMA)

It prevents the RF-input of the SPECTRAN to be destroyed by the DC-voltages of f.e. DSL/ISDN lines.

Order/Art.-No.: 778



## Pistol grip / miniature tripod

Detachable handle with super-practical miniature tripod mode: this handle is attachable to the backside of the unit and allows optimal handling (esp. for directional measurement) and even fixed installation of the unit. STRONGLY recommended for PC use!

Order/Art.-No.: 280



## USB Cable (Special Version)

To connect your Spectran to the PC. Special version with high performance EMC-ferrite. STRONGLY recommended for PC use!

Order/Art.-No.: 774



## Car power adapter for mobile use

With power-LED. For charging batteries or operating our units in your car, including special plug.

Order/Art.-No.: 260



## Calibration Resistor (DC-18GHz)

This calibration resistor is necessary for the best possible calibration of the noise-floor of each Spectran V4-Analyzer.

Order/Art.-No.: 779



## Aluminum tripod

Height adjustable, high stability. STRONGLY recommended for PC use! Max. height: 105cm.

Order/Art.-No.: 281



## 1m / 5m / 10m SMA-Cable

High quality special SMA cable for connecting any HyperLOG®-Antenna or BicoLOG®-Antenna with our RF Spectrum-Analyzer. Available as 1m, 5m and 10m Cable. All versions: SMA plug (male) / SMA plug (male).



## Protection rubber

Protect and personalize your SPECTRAN with a sturdy rubber case and keep it scratch-n-dent free. Allows full access to all functions.

Order/Art.-No.: 290



## 20dB SMA high-end Attenuator

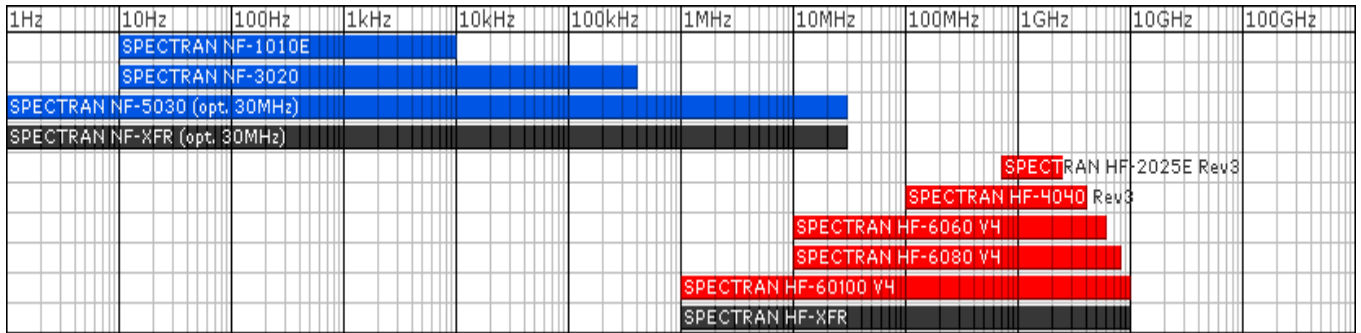
Expands the measurement range to +40dBm. (ONLY SPECTRAN HF-60100 V4 and HF-XFR).

Order/Art.-No.: 775

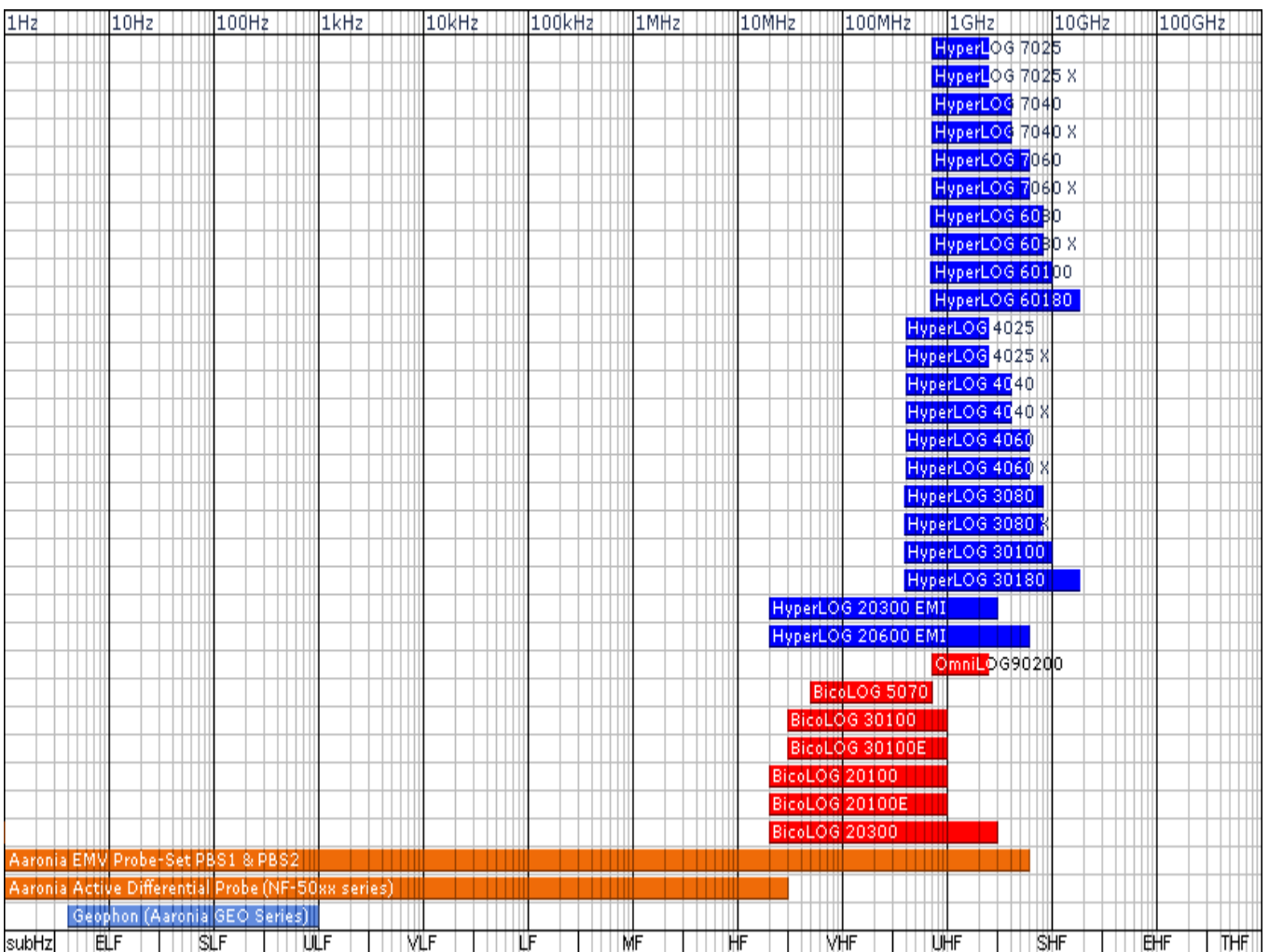


# Frequency overview Analyzer & Antennas

## Frequency Overview SPECTRAN Spectrum Analyzer



## Frequency Overview HyperLOG and BicoLOG Antennas and Probes





# References

## User of Aeronia Antennas and Spectrum Analyzers (Examples)

### Government, Military, Aeronautic, Astronautic

- ♦ NATO, Belgium
- ♦ Boeing, USA
- ♦ Airbus, Germany
- ♦ Bund (Bundeswehr), Germany
- ♦ Bundeswehr (Technische Aufklärung), Germany
- ♦ Lufthansa, Germany
- ♦ DLR (Deutsches Zentrum für Luft- und Raumfahrt, Germany)
- ♦ Eurocontrol (Flugüberwachung), Belgium
- ♦ Australian Government Department of Defence, Australia
- ♦ EADS (European Aeronautic Defence & Space Company) GmbH, Germany
- ♦ Institut für Luft- und Raumfahrtmedizin, Germany
- ♦ Deutscher Wetterdienst, Germany
- ♦ Polizeipräsidium, Germany
- ♦ Landesamt für Umweltschutz Sachsen-Anhalt, Germany
- ♦ Zentrale Polizeitechnische Dienste, Germany
- ♦ Bundesamt für Verfassungsschutz, Germany
- ♦ BEV (Bundesamt für Eich- und Vermessungswesen)

### Research/Development, Science and Universitys

- ♦ Deutsches Forschungszentrum für Künstliche Intelligenz, Germany
- ♦ University Freiburg, Germany
- ♦ Indonesien Institute of Sience, Indonesia
- ♦ Max-Planck-Institut für Polymerforschung, Germany
- ♦ Los Alamos National Labratory, USA
- ♦ University of Bahrain, Bahrain
- ♦ University of Florida, USA
- ♦ University Erlangen, Germany
- ♦ University Hannover, Germany
- ♦ University of Newcastle, United Kingdom
- ♦ University Strasbourg, France
- ♦ Universität Frankfurt, Germany
- ♦ University Munich, Germany
- ♦ Technical University Hamburg, Germany
- ♦ Max-Planck Institut für Radioastronomie, Germany
- ♦ Max-Planck-Institut für Quantenoptik, Germany
- ♦ Max-Planck-Institut für Kernphysik, Germany
- ♦ Max-Planck-Institut für Eisenforschung, Germany
- ♦ Forschungszentrum Karlsruhe, Germany

### Industry

- ♦ Shell Oil Company, USA
- ♦ ATI, USA
- ♦ Fedex, USA
- ♦ Walt Disney, Kalifornien, USA
- ♦ Agilent Technologies Co. Ltd., China
- ♦ Motorola, Brazil
- ♦ IBM, Switzerland
- ♦ Audi AG, Germany
- ♦ BMW, Germany
- ♦ Daimler Chrysler AG, Germany
- ♦ BASF, Germany
- ♦ Deutsche Bahn, Germany
- ♦ Deutsche Telekom, Germany
- ♦ Siemens AG, Germany
- ♦ Rohde & Schwarz, Germany
- ♦ Infineon, Austria
- ♦ Philips Technologie GmbH, Germany
- ♦ ThyssenKrupp, Germany
- ♦ EnBW, Germany
- ♦ RTL Television, Germany
- ♦ Pro Sieben – SAT 1, Germany
- ♦ Channel 6, United Kingdom
- ♦ WDR, Germany
- ♦ NDR, Germany
- ♦ SWR, Germany
- ♦ Bayerischer Rundfunk, Germany
- ♦ Carl-Zeiss-Jena GmbH, Germany
- ♦ Anritsu GmbH, Germany
- ♦ Hewlett Packard, Germany
- ♦ Robert Bosch GmbH, Germany
- ♦ Mercedes Benz, Austria
- ♦ EnBW Kernkraftwerk GmbH, Germany
- ♦ AMD, Germany
- ♦ Infineon Technologies, Germany
- ♦ Intel GmbH, Germany
- ♦ Philips Semiconductors, Germany
- ♦ Hyundai Europe, Germany
- ♦ Saarschmiede GmbH, Germany
- ♦ Wilkinson Sword, Germany
- ♦ IBM Deutschland, Germany
- ♦ Vattenfall, Germany
- ♦ Fraport, Germany

# Aaronia Distributors



**Aaronia USA**, 651 Amberton Crossing  
Suwanee, Georgia 30024 USA  
Phone ++1 678-714-2000, Fax ++1 678-714-2092  
Email: sales@aaroniausa.com  
URL: www.aaroniaUSA.com



**Aaronia North China**, Beijing Mesh Communication  
Tech Co. Ltd., No. 2 Huayuan Road, Building 2, Haidian  
District, 100191 Beijing, China  
Phone ++86 10 822 37 606, Fax ++86 10 822 37 609  
Email: sales@bjmesh.com  
URL: www.bjmesh.com.cn



**Aaronia South China**, Shenzhen TORI Wisdom  
Technology Co., Ltd, 3BRM, RD FL Luhua Technology  
Bldg, Guangxia Road 7, Futian, 518049 Shenzhen, China  
Phone ++86 755 888 580 86, Fax +86 755 830 73 418  
Email: mail@aaronia-china.com  
URL: www.aaronia-china.com



**E-Instrument Tech Ltd.**, No. 16, Lane 37  
Guanye E. Riad, Pingchen City,  
324587 Taoyuan County, Taiwan  
Phone: +886 3 4576 809 Fax: +886 3 468 8611  
Email: sales@e-channel.com.tw  
URL: www.e-channel.com.tw




**Testpribor**, Fabriciusa St. 30  
Moscow 125363 Russia  
Phone ++7 495-225-67-37  
Email: testpribor@test-expert.ru  
URL: www.test-expert.ru



**EgeRate Elektronik Muh. ve Tic. Ltd. Sti.**,  
Perpa Ticaret Merkezi, A Blok Kat: 5 No: 141,  
Sisli / Istanbul, Turkey  
Phone ++90 212 220 3483, Fax ++90 212 220 7635  
Email: info@egerate.com  
URL: www.egerate-store.com



**Aimil Ltd**, B-906, BSEL Tech Park, Opp. Vashi Rly Strn,  
400705 Vashi, Navi Mumbai, India  
Phone ++91 22 3918 3554, Fax ++91 22 3918 3562  
Email: sanjayagarwal@aimil.com  
URL: www.aimil.com



**EKKON SA**, Paraná 350, Capital Federal,  
1017 Buenos Aires, Argentina  
Phone ++ 54 114 123 009 1, Fax ++54 114 372 324 4  
Email: info@aaronia-argentina.com.ar  
URL: www.aaronia-argentina.com.ar



**Mono Tech Ltd**, 2 Johanan Hasandlar St.  
44641 Kfar-Sava, Israel  
Phone ++972 72 2500 290, Fax ++972 9 7654 264  
Email: kobi@aaronia.co.il  
URL: www.aaronia.co.il



**Tagor Electronic doo**  
Tihomira Brankovica 21  
18000 Nis, Serbia  
Phone ++381 18 575 545, Fax ++381 18 217 125  
Email: miodrag.stojilkovic@tagor.rs  
URL: www.tagor-instrumenti.rs



**NDN**, Janowskiego 15  
02-784 Warszawa, Poland  
Phone ++48 22 641 1547, Fax ++48 22 641 1547  
Email: ndn@ndn.com.pl  
URL: www.ndn.com.pl



**VECTOR Technologies Ltd**, 40 Diogenous str., 15234  
Halandri, Greece  
Phone ++30 210 685 8008, Fax ++30 210 6858 8118  
Email: info@vectortechnologies.gr  
URL: www.vectortechnologies.gr



Made in Germany

Aaronia AG, Gewerbegebiet Aaronia AG, DE-54597 Strickscheid, Germany  
Phone ++49(0)6556-93033, Fax ++49(0)6556-93034  
Email: mail@aaronia.de URL: www.aaronia.com

**Spectran®** **HyperLOG®** **BicoLOG®** **OmniLOG®** **Aaronia-Shield®** **Aaronia X-Dream®** **MagnoShield®** **IsoLOG®**

are registered trademarks of Aaronia AG